

Dutch YouTubers - August 2016

Denis Doeland

Management, Consultancy & Advies

+31 6 13520250

DENIS.DOELAND@DDMCA.COM

[LINKEDIN.COM/IN/DENISDOELAND](https://www.linkedin.com/in/denisdoeland)

[@DENISDOELAND](https://www.instagram.com/denisdoeland)

[DENISDOELAND.COM](https://www.denisdoeland.com)

[DDMCA.COM](https://www.ddmca.com)

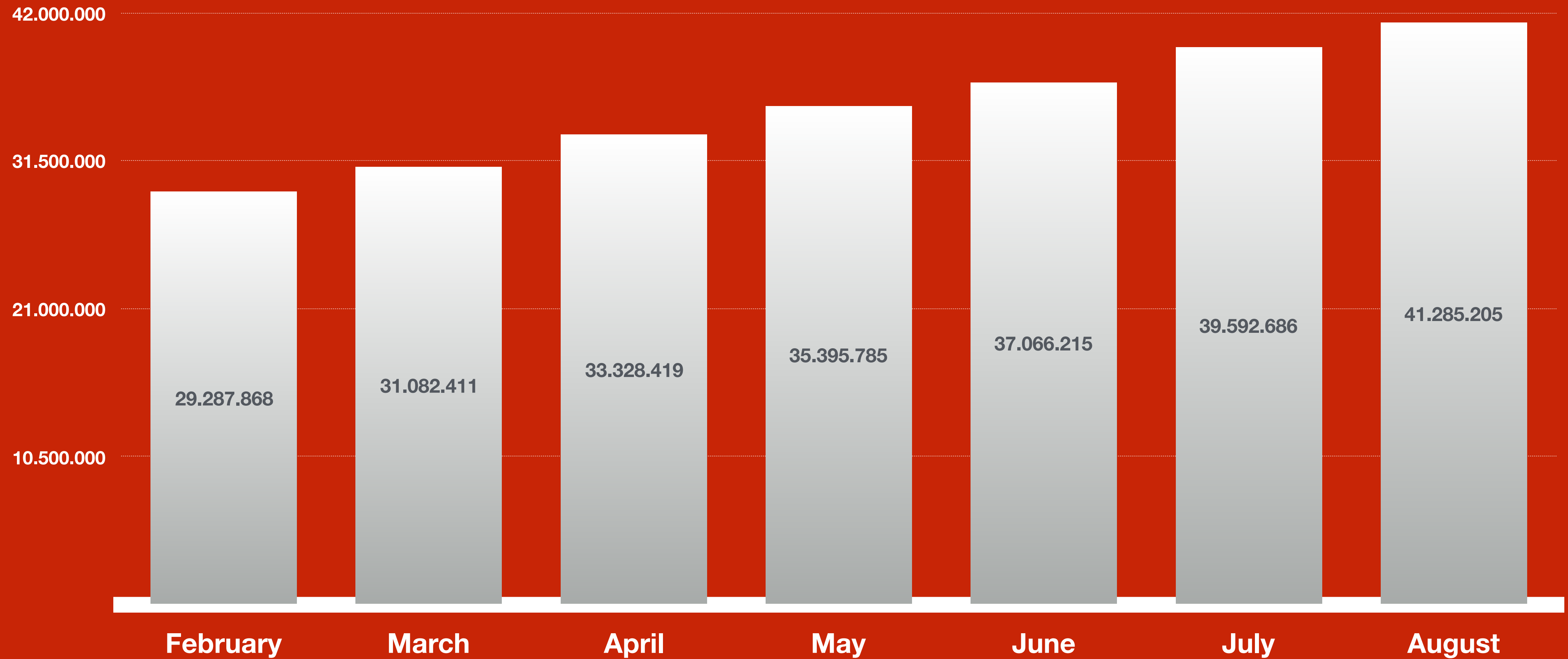
Key findings - August 2016

- ◎ **111 CHANNELS MONITORED**
- ◎ **488 M NETT VIEWS**
- ◎ **3.5 M EURO GROSS INCOME (HIGH)**
- ◎ **0.7 M EURO GROSS INCOME (LOW)**
- ◎ **1.6 M EURO CHANNEL INCOME (HIGH)**
- ◎ **0.3 M EURO CHANNEL INCOME (LOW)**

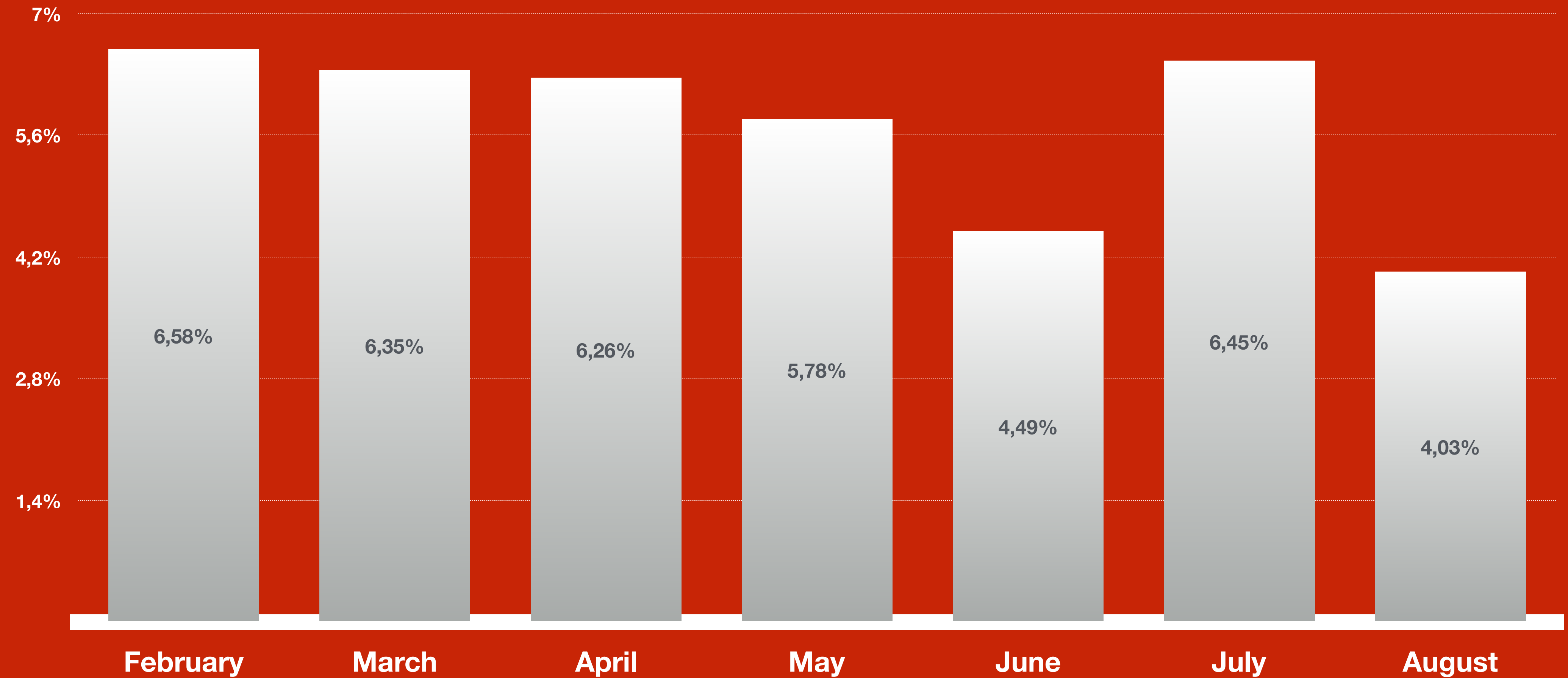
Key findings - August 2016

- ◎ **41.3 M SUBSCRIBERS IN TOTAL**
- ◎ **9.4 B TOTAL CHANNEL VIEWS**
- ◎ **84.5 K IN TOTAL VIDEOS PRODUCED**
- ◎ **1.8 K VIDEOS THIS MONTH**
- ◎ **10.1 M LIKES IN TOTAL**
- ◎ **85% LIKE/DISLIKE RATIO**

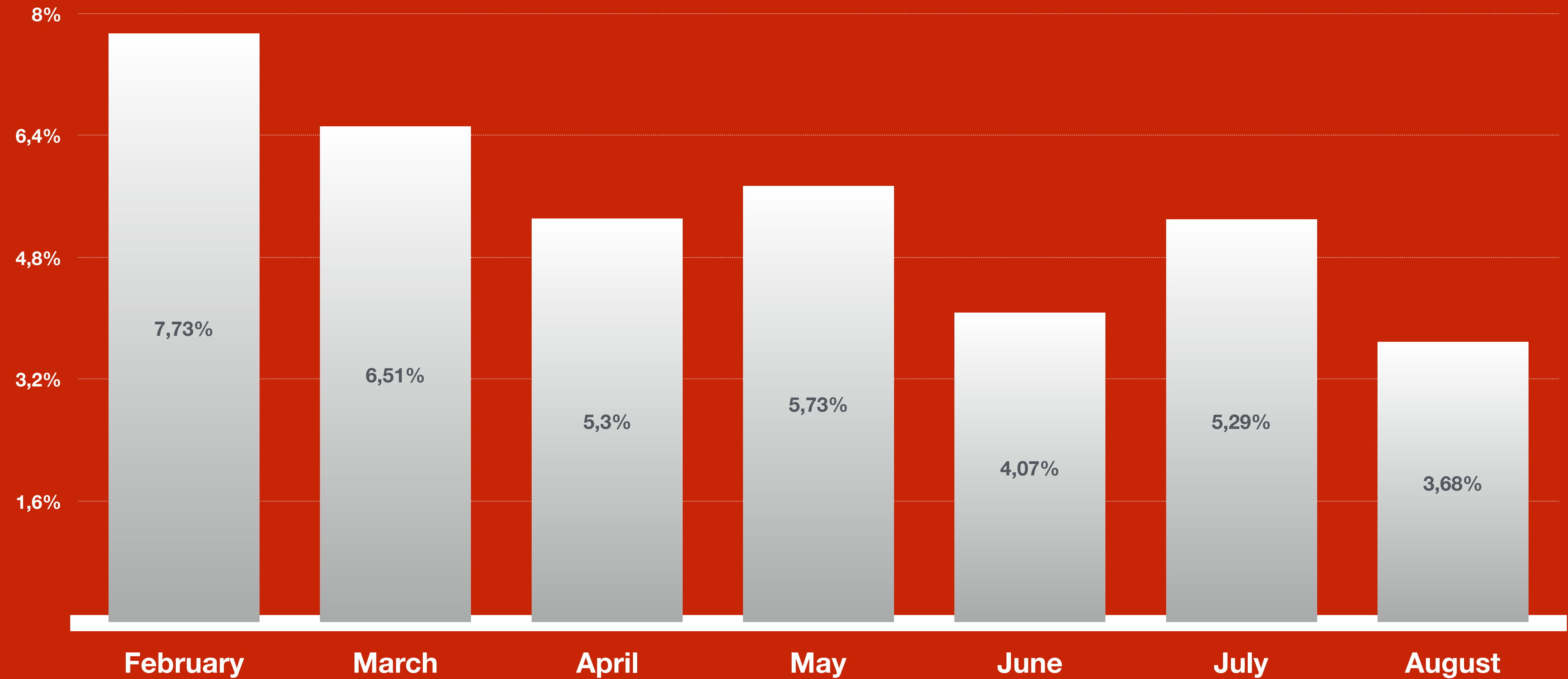
Total Subscribers - February till August 2016



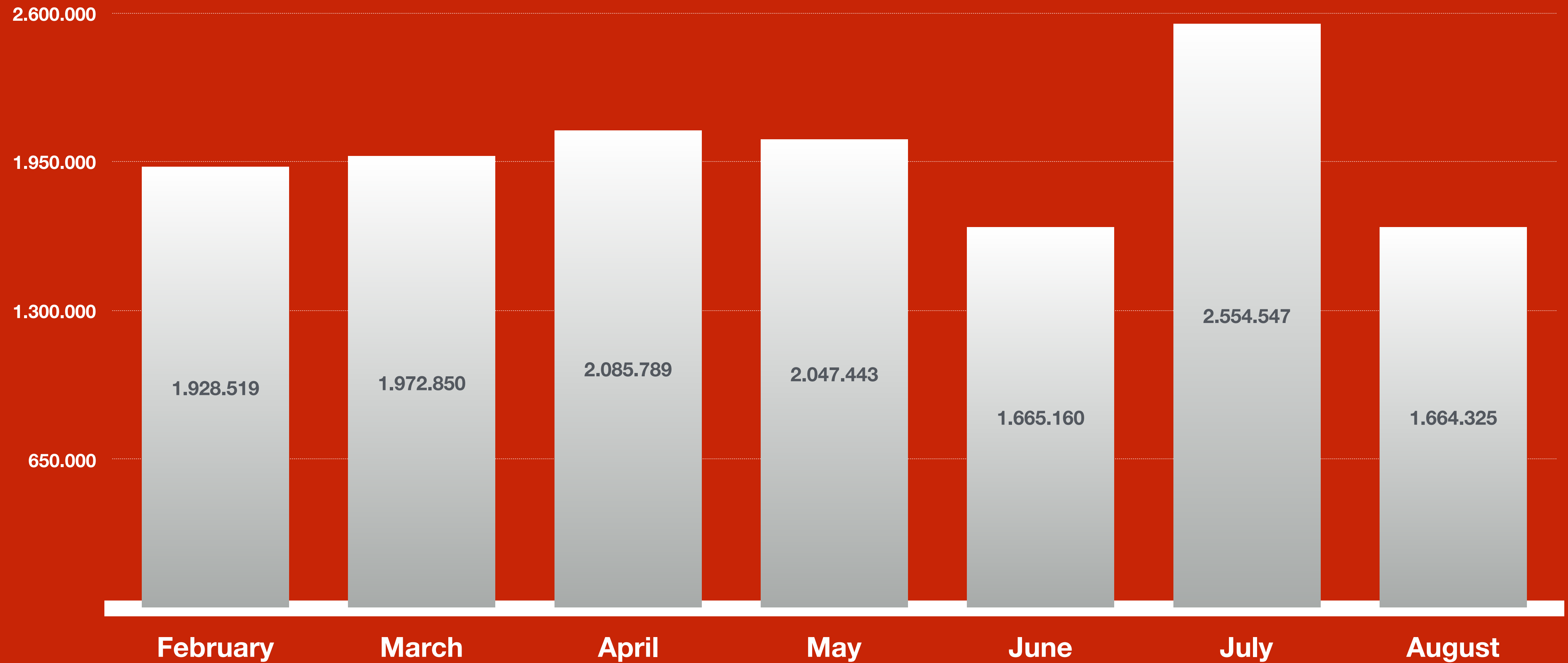
Subscriber Absolute Growth - February - August 2016



Subscriber Nett Growth - February - August 2016



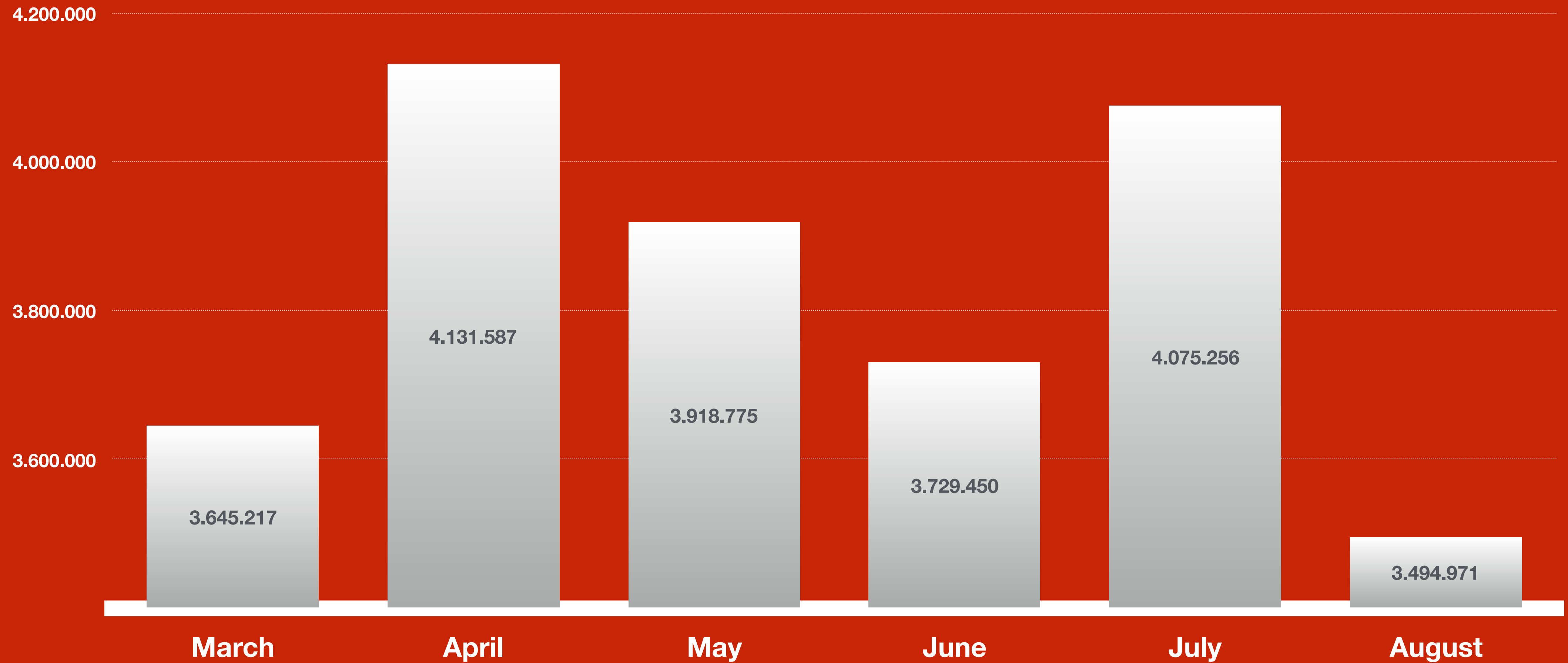
Subscriber Growth - February till August 2016



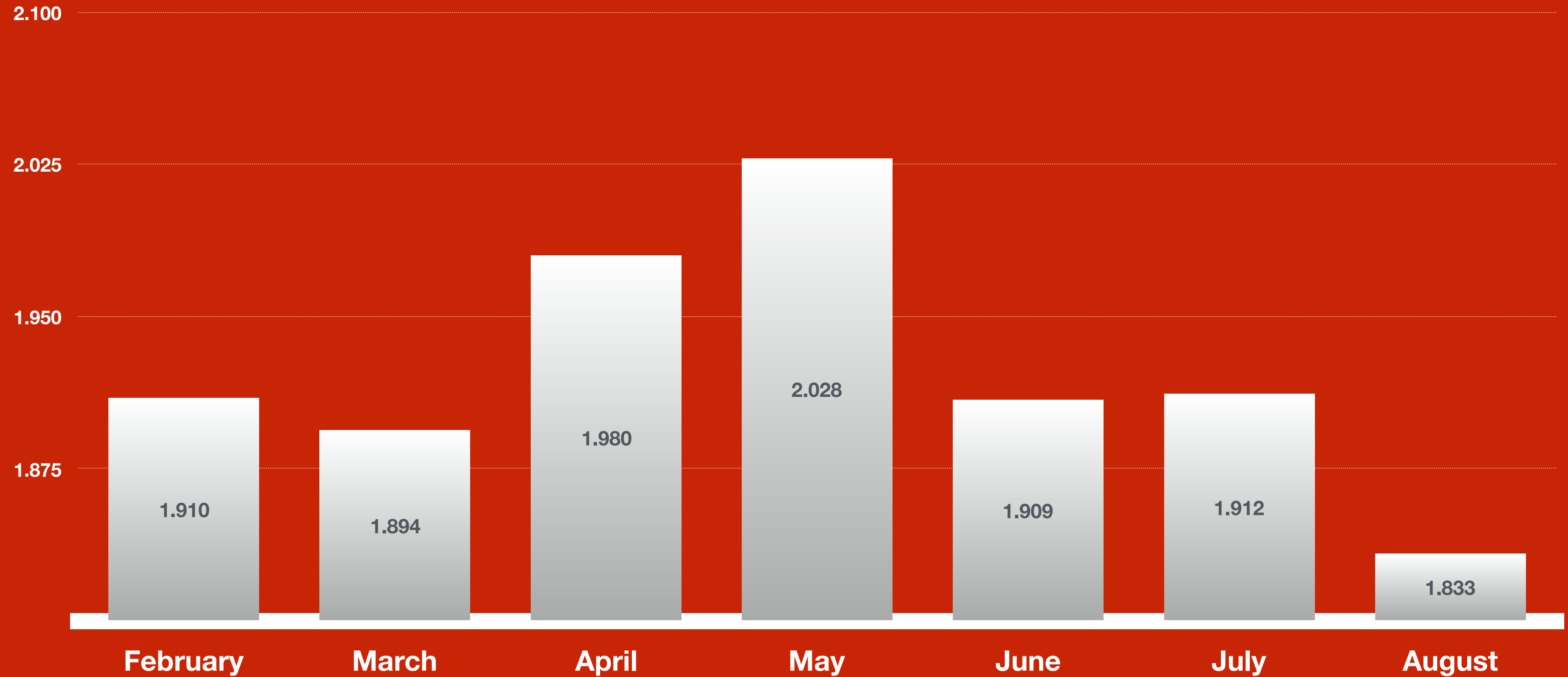
Top 10 - Average growth

Channel	Index	August	July	June	May	April	March	February
1 Snap King	28,10%	0,97%	14,35%	1,68%	7,57%	35,37%	41,14%	95,61%
2 It's Dennis FFS	19,55%	24,80%	78,02%	2,72%	5,46%	6,21%	9,76%	9,87%
3 kwaavines	19,33%	-0,68%	12,17%	0,55%	8,55%	27,07%	35,02%	52,60%
4 TIES	18,42%	3,45%	4,70%	4,48%	11,84%	17,51%	19,66%	67,33%
5 Chizle	15,05%	7,20%	7,54%	7,75%	47,10%	27,34%	4,17%	4,23%
6 NLxDon	14,70%	9,26%	33,37%	8,34%	6,00%	14,30%	27,75%	3,90%
7 POF	14,01%	34,14%	23,59%	5,16%	10,81%	9,73%	7,88%	6,79%
8 Healthy Sisters	12,98%	2,20%	7,14%	49,33%	5,50%	20,46%	3,28%	2,93%
9 Armoowasright	12,32%	-0,66%	8,23%	1,60%	7,53%	17,67%	24,13%	27,77%
10 JoeyCraig	11,93%	7,00%	6,95%	3,92%	11,50%	18,16%	12,80%	23,16%

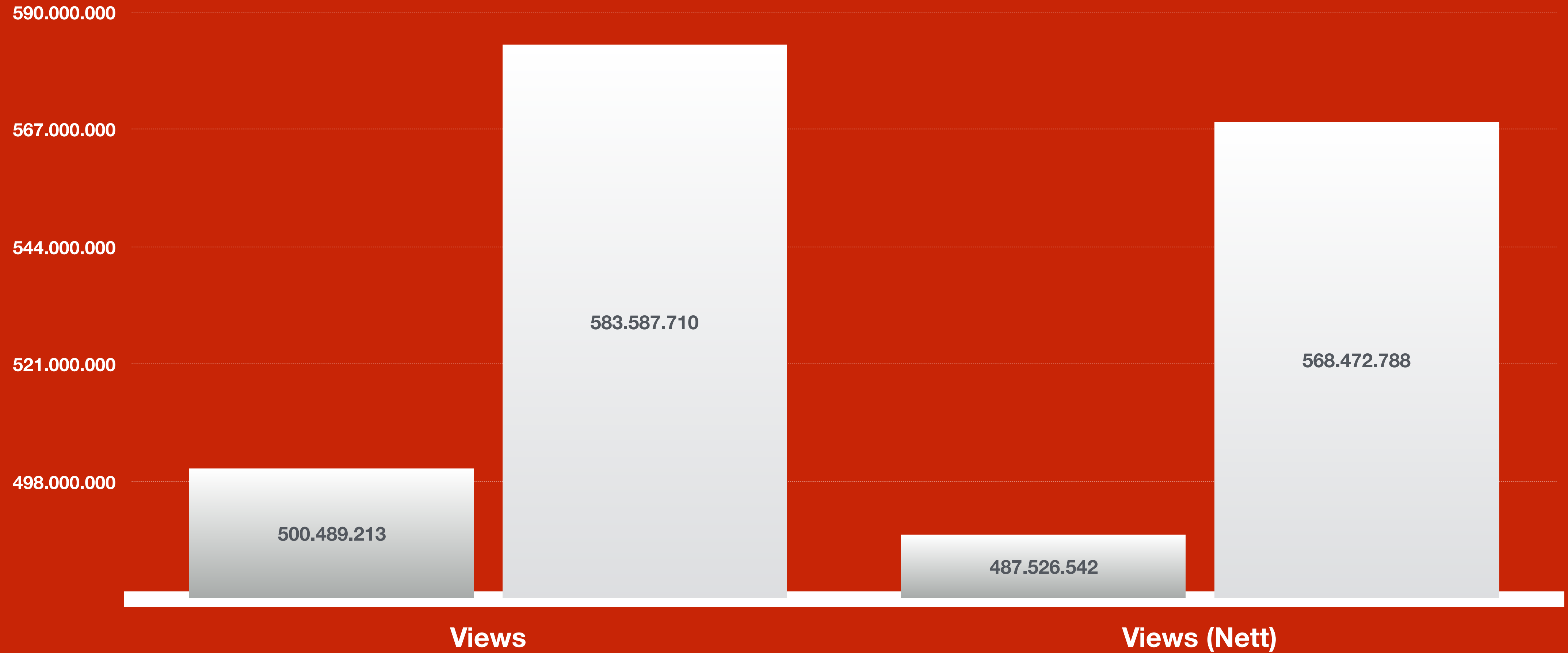
Gross Income High - March till August 2016



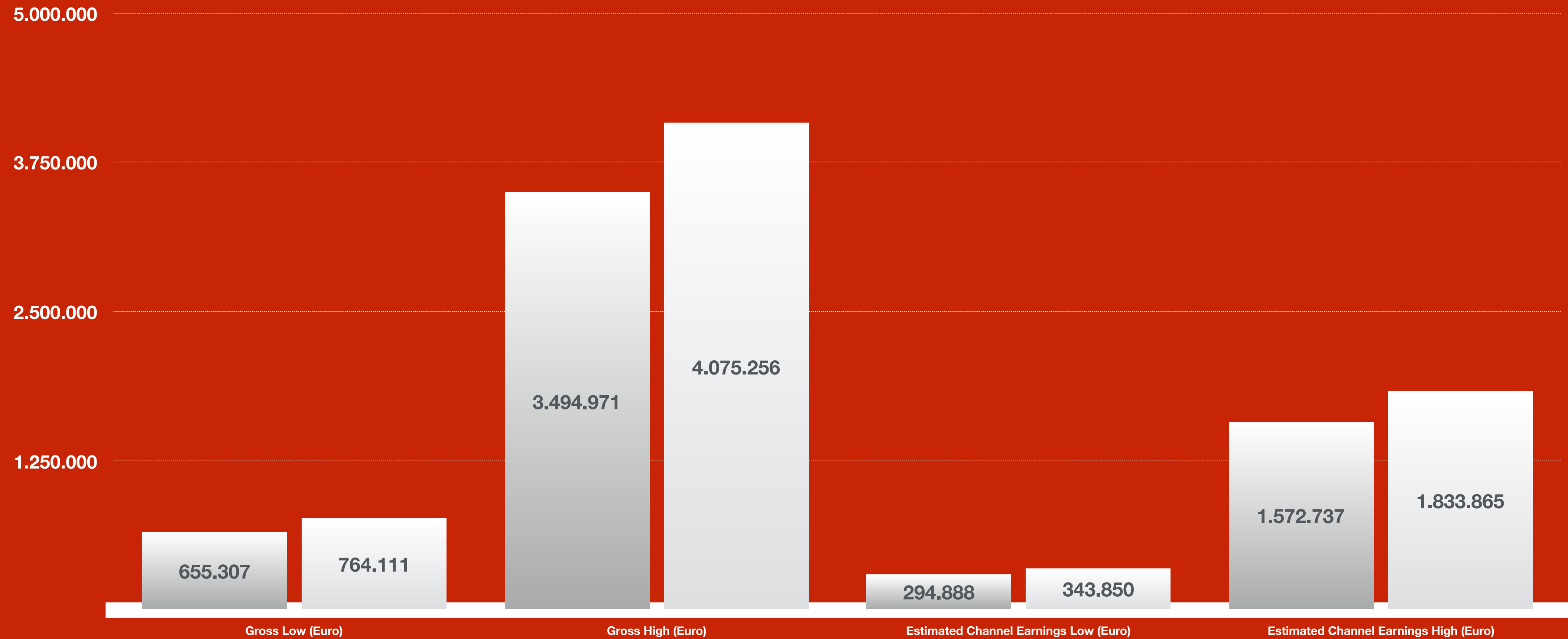
Video's Produced - February till August 2016



Total Views - August vs July 2016



Total Earnings - August vs July 2016



Top 10 - August 2016 by estimated earnings

	Channel	Views	Views (Nett)	Gross Low (Euro)	Gross High (Euro)	Estimated Channel Earnings Low (Euro)	Estimated Channel Earnings High (Euro)
1	Kwebbelkop	97.792.267	95.259.447	128.043	682.894	57.619	307.302
2	Jelly	90.367.213	88.026.702	118.321	631.044	53.244	283.970
3	EnzoKnol	40.372.700	39.327.047	52.861	281.927	23.788	126.867
4	NikkieTutorials	29.044.009	28.291.769	38.028	202.817	17.113	91.268
5	saskiasdansschool	25.853.405	25.183.802	33.851	180.537	15.233	81.242
6	DagelijksHaaDee	12.035.558	11.723.837	15.759	84.046	7.091	37.821
7	DutchFifaHD	11.532.284	11.233.598	15.100	80.531	6.795	36.239
8	StukTV	10.999.684	10.714.792	14.402	76.812	6.481	34.565
9	Yarasky	10.366.494	10.098.002	13.573	72.390	6.108	32.576
10	GameMeneer	9.765.222	9.512.303	12.786	68.192	5.754	30.686

Supported by



-
- This report is made by DDMCA based on data supplied by a third party. DDMCA used its best efforts to take all actions and to do all things necessary, proper, or advisable to consummate, make effective, and comply with the result of the outcome of this report. DDMCA will not be liable in respect of any business losses, including without limitation loss of or damage to profits, income, revenue, business, contracts, commercial opportunities or goodwill.
 - This publication is issued under Dutch copyright law and may not be reproduced, distributed, transmitted, displayed, published or broadcast without the prior written permission of DDMCA the owner of the issued content. You may not alter or remove any trademark, copyright or other notice from copies of the content without prior written permission.